

MIDAS Financing PLC and its subsidiary


Financial Statements (Un-audited)

As at and for the period ended September 30, 2024

MIDAS Financing PLC and its subsidiary
Condensed Consolidated Balance Sheet (Un-audited)
As at 30 September 2024




Particulars	30 Sept. 2024	31 Dec. 2023
	Taka	Taka
PROPERTY AND ASSETS		
Cash	79,430,189	81,707,580
Cash in hand (Including foreign currency)	373,566	149,239
Balance with Bangladesh Bank and its agent bank(s) (Including foreign currency)	79,056,623	81,558,341
Balance with other banks and financial institutions	694,997,078	786,702,359
Inside Bangladesh	694,997,078	786,702,359
Outside Bangladesh	-	-
Money at call and short notice	-	-
Investments	328,241,589	333,854,799
Government	-	-
Others	328,241,589	333,854,799
Lease, loans and advances	9,493,612,577	9,568,604,497
Fixed assets including land, building, furniture and fixtures	146,120,968	157,661,496
Other assets	502,570,402	476,984,906
Non-banking assets	95,150,990	95,150,990
TOTAL ASSETS	11,594,649,158	11,761,466,116
LIABILITIES AND CAPITAL		
Liabilities		
Borrowings from other banks, financial institutions and agents	2,546,210,456	2,382,215,469
Deposits and other accounts	5,061,317,716	5,340,852,788
Term deposits	5,043,171,320	5,322,727,446
Other deposits	18,146,396	18,125,343
Other liabilities	3,448,603,953	3,062,084,998
Total liabilities	11,056,132,124	10,785,153,255
Capital/Shareholders' equity	538,516,807	976,311,750
Paid-up capital	1,438,925,070	1,438,925,070
General reserve	-	-
Statutory reserve	143,091,535	143,091,535
Retained earnings	(1,043,499,798)	(605,704,855)
Non-controlling interest	225	1,111
TOTAL LIABILITIES & SHAREHOLDERS' EQUITY	11,594,649,158	11,761,466,116
CONSOLIDATED OFF - BALANCE SHEET ITEMS		
Contingent liabilities		
Acceptances and endorsements	-	-
Letters of guarantee	-	-
Irrevocable letters of credit	-	-
Bills for collection	-	-
Other commitments		
Documentary credits and short term trade related transactions	-	-
Forward assets purchased and forward deposits placed	-	-
Undrawn note issuance and revolving underwriting facilities	-	-
Undrawn formal standby facilities, credit lines and other commitments	-	-
Claims against the bank not acknowledged as debts	-	-
Total	-	-
TOTAL OFF BALANCE SHEET ITEMS INCLUDING CONTINGENT LIABILITIES	-	-
Net assets value (NAV) per share (Restated)	3.74	6.79

 Chairman

 Director

 Managing Director


 Chief Financial Officer

 Company Secretary

MIDAS Financing PLC and its subsidiary
Condensed Consolidated Profit and Loss Account (Un-audited)
For the period ended 30 September 2024




Particulars	Jan-sept-24	Jan-sept-23	July-Sept. 24	July-Sept. 23
	Taka	Taka	Taka	Taka
Interest income	451,622,973	479,038,408	131,021,902	183,897,439
Interest on deposits & borrowings, etc.	572,989,127	619,916,080	189,380,503	192,541,418
Net interest income	(121,366,153)	(140,877,672)	(58,358,601)	(8,643,979)
Income from investment	(3,607,365)	8,755,039	(586,977)	433,655
Commission, exchange and brokerage	-	-	-	-
Other operating income	51,612,486	53,292,116	17,656,512	19,710,128
Total operating income	(73,361,032)	(78,830,517)	(41,289,066)	11,499,804
Salary and allowances	119,333,533	115,433,934	33,459,890	34,695,698
Rent, taxes, insurances, electricity, etc.	11,649,639	13,062,919	5,459,551	6,029,902
Legal expenses	5,385,138	4,695,462	1,938,798	1,818,618
Postage, stamp, telecommunication, etc.	3,295,080	3,184,817	1,075,128	880,969
Stationery, printing, advertisements, etc.	1,887,807	2,317,370	449,936	1,182,224
Managing Director's salary and benefits	6,016,500	6,643,500	2,005,500	2,214,500
Directors' fees and expenses	793,300	708,073	193,280	250,100
Auditors' fees	150,000	123,750	50,000	28,875
Depreciation and repair of company's assets	23,749,220	20,444,018	7,541,145	6,413,532
Other expenses	5,019,880	7,289,817	682,896	1,628,963
Total operating expenses	177,280,097	173,903,660	52,856,125	55,143,382
Profit before provision	(250,641,129)	(252,734,177)	(94,145,191)	(43,643,577)
General provisions	(8,366,707)	53,052,184	(152,031,311)	28,981,456
Specific provisions	120,102,776	187,513,328	86,907,911	28,699,021
Diminution in value of investments	61,671,896	24,855,236	34,824,426	9,552,238
Other provisions	6,986,650	16,387,650	(926,450)	5,772,550
Provision for off balance sheet exposures	-	-	-	-
Total provision	180,394,614	281,808,397	(31,225,423)	73,005,264
Total profit before tax	(431,035,743)	(534,542,575)	(62,919,767)	(116,648,842)
Current tax	10,187,509	16,084,858	1,723,282	5,713,305
Deferred tax	(3,427,422)	(816,419)	(3,054,576)	(265,930)
	6,760,087	15,268,439	(1,331,294)	5,447,375
Net profit after tax	(437,795,830)	(549,811,014)	(61,588,473)	(122,096,217)
Attributable to				
Shareholders of the Company	(437,794,944)	(549,811,060)	(61,588,095)	(122,096,215)
Non-controlling interest	(886)	46	(378)	(2)
	(437,795,830)	(549,811,014)	(61,588,473)	(122,096,217)
Appropriations to				
General reserve	-	-	-	-
Statutory reserve	-	-	-	-
	-	-	-	-
Retained surplus	(437,794,944)	(549,811,060)	(61,588,095)	(122,096,215)
Earnings per Share (EPS) (Restated)	(3.04)	(3.82)	(0.43)	(0.85)


Chairman

Director


Managing Director



Chief Financial Officer


Company Secretary

MIDAS Financing PLC and its subsidiary
Condensed Consolidated Statement of Cash Flows (Un-audited)
For the period ended 30 September 2024




Particulars	Notes	Jan-sept.-24	Jan-sept.-23
		Taka	Taka
A) Cash flow from operating activities			
Interest received		437,430,454	472,607,560
Interest paid		(600,720,205)	(590,569,254)
Dividend received		5,618,013	3,344,694
Fees & commission received		-	-
Recoveries of loans previously written off		(9,444,397)	(5,078,128)
Cash payments to employees		(125,350,033)	(122,077,434)
Cash payments to suppliers		(1,887,807)	(2,317,370)
Income tax paid		(14,122,684)	(11,565,661)
Received from other operating activities		38,026,326	50,283,101
Payments for other operating activities		(30,515,668)	(30,399,165)
Operating profit before changes in operating assets & liabilities		(300,966,001)	(235,771,657)
Changes in operating assets and liabilities			
Purchases/sale of trading securities		5,613,210	(2,887,837)
Loans and lease finance to customers		74,991,920	538,848,411
Other assets		(374,181)	5,393,690
Deposits from banks & individuals		(279,535,073)	(286,962,951)
Other liabilities		580,408,610	196,225,716
Sub Total		381,104,486	450,617,030
Net cash from operating activities		80,138,485	214,845,372
B) Cash flow from investing activities			
Sales proceeds of fixed assets		-	-
Purchases of fixed assets		(2,669,871)	(3,044,872)
Net cash from investing activities		(2,669,871)	(3,044,872)
C) Cash flow from financing activities			
Increase/(decrease) of borrowings		163,994,987	(318,081,709)
Dividend paid		-	-
Net cash from financing activities		163,994,987	(318,081,709)
D) Net increase/(decrease) in cash & cash equivalents (A+B+C)		241,463,601	(106,281,209)
E) Effects of exchange rate changes on cash & cash equivalents		-	-
F) Cash and cash equivalents at the beginning of the year		532,963,666	639,244,874
G) Cash and cash equivalents at the end of the period (D+E+F)*		774,427,267	532,963,666
* Cash and cash equivalents at the end of the period			
Cash in hand (including foreign currency)	3(a)	373,566	150,680
Balance with Bangladesh Bank and its agent bank (s) (including foreign currency)	3(b)	79,056,623	81,538,260
Balance with other banks and financial institutions	4(a)	694,997,078	451,274,726
Total		774,427,267	532,963,666
Net operating cash flow per share (NOCFPS) (Restated)	36(a)	0.56	1.49


Chairman

Director


Managing Director


Chief Financial Officer


Company Secretary

MIDAS Financing PLC and its subsidiary
 Condensed Consolidated Statement of Changes in Equity (Un-audited)
 For the period ended 30 September 2024



Particulars	Attributable to equity holders of the company				Non-Controlling Interest	Total Equity
	Paid-up Capital	Statutory Reserve	Retained Earnings	Total		
	Taka	Taka	Taka	Taka		
Balance as at January 1, 2024	1,438,925,070	143,091,535	(605,704,854)	976,311,752	1,111	976,312,862
Stock dividend for 2023	0	-	-	-	-	-
Cash dividend for 2023	-	-	-	-	-	-
Restated balance	1,438,925,070	143,091,535	(605,704,854)	976,311,752	1,111	976,312,862
Items involves in changes in equity						
Profit/(loss) for the period	-	-	(437,794,944)	(437,794,944)	(886)	(437,795,830)
Transfer to statutory reserve	-	-	-	-	-	-
Balance as at September 30, 2024	1,438,925,070	143,091,535	(1,043,499,798)	538,516,806	225	538,517,031

MIDAS Financing PLC and its subsidiary
 Consolidated Statement of Changes in Equity
 For the year ended 31 December 2023



Particulars	Attributable to equity holders of the company				Non-Controlling Interest	Total Equity
	Paid-up Capital	Statutory Reserve	Retained Earnings	Total		
	Taka	Taka	Taka	Taka		
Balance as at January 1, 2023	1,438,925,070	143,091,535	87,114,824	1,669,131,430	2,051	1,669,133,481
Stock dividend for 2022	-	-	-	-	-	-
Restated balance	1,438,925,070	143,091,535	65,530,948	1,647,547,554	2,051	1,647,549,605
Items involves in changes in equity						
Profit/(loss) for the period	-	-	(671,235,802)	(671,235,802)	(940)	(671,236,742)
Transfer to statutory reserve	-	-	-	-	-	-
Balance as at December 31, 2023	1,438,925,070	143,091,535	(605,704,854)	976,311,750	1,111	976,312,861

Chairman

Director

Managing Director


Chief Financial Officer

Company Secretary

MIDAS Financing PLC
Condensed Balance Sheet (Un-audited)
As at 30 September 2024



Particulars	30 Sept. 2024	31 Dec. 2023
	Taka	Taka
PROPERTY AND ASSETS		
Cash	79,429,452	81,705,978
Cash in hand (Including foreign currency)	372,829	147,637
Balance with Bangladesh Bank and its agent bank(s) (Including foreign currency)	79,056,623	81,558,341
Balance with other banks and financial institutions	686,555,472	775,325,674
Inside Bangladesh	686,555,472	775,325,674
Outside Bangladesh	-	-
Money at call and short notice	-	-
Investments	215,218,767	241,376,499
Government	-	-
Others	215,218,767	241,376,499
Lease, loans and advances	9,489,684,277	9,569,388,138
Fixed assets including land, building, furniture and fixtures	110,863,393	122,067,301
Other assets	615,852,151	600,130,228
Non-banking assets	95,150,990	95,150,990
TOTAL ASSETS	<u>11,416,891,069</u>	<u>11,613,063,993</u>
LIABILITIES AND CAPITAL		
Liabilities		
Borrowings from other banks, financial institutions and agents	2,546,210,456	2,382,215,469
Deposits and other accounts	5,061,317,716	5,340,852,788
Term deposits	5,043,171,320	5,322,727,446
Other deposits	18,146,396	18,125,343
Other liabilities	3,262,636,908	2,923,800,268
Total liabilities	<u>10,870,165,079</u>	<u>10,646,868,525</u>
Capital/Shareholders' equity	546,725,990	966,195,469
Paid-up capital	1,438,925,070	1,438,925,070
General reserve	-	-
Statutory reserve	143,091,535	143,091,535
Retained earnings	(1,035,290,615)	(615,821,136)
TOTAL LIABILITIES & SHAREHOLDERS' EQUITY	<u>11,416,891,069</u>	<u>11,613,063,993</u>
OFF - BALANCE SHEET ITEMS		
Contingent liabilities		
Acceptances and endorsements	-	-
Letters of guarantee	-	-
Irrevocable letters of credit	-	-
Bills for collection	-	-
Other commitments		
Documentary credits and short term trade related transactions	-	-
Forward assets purchased and forward deposits placed	-	-
Undrawn note issuance and revolving underwriting facilities	-	-
Undrawn formal standby facilities, credit lines and other commitments	-	-
Claims against the Bank not acknowledged as debts	-	-
TOTAL OFF BALANCE SHEET ITEMS INCLUDING CONTINGENT LIABILITIES	<u>-</u>	<u>-</u>
Net assets value (NAV) per share (Restated)	<u>3.80</u>	<u>6.71</u>


Chairman

Director


Managing Director



Chief Financial Officer


Company Secretary

MIDAS Financing PLC
Condensed Profit and Loss Account (Un-audited)
For the period ended 30 September 2024




Particulars	Jan-sept.-24	Jan-sept.-23	July-Sept. 24	July-Sept. 23
	Taka	Taka	Taka	Taka
Interest income	452,508,571	477,878,048	131,862,542	183,529,832
Interest on deposits & borrowings, etc.	572,901,980	620,745,800	189,369,155	192,526,418
Net interest income	(120,393,409)	(142,867,751)	(57,506,613)	(8,996,586)
Income from investment	(4,854,271)	5,930,815	(655,546)	240,317
Commission, exchange and brokerage	-	-	-	-
Other operating income	28,334,610	31,923,765	10,064,726	12,363,560
Total operating income	(96,913,071)	(105,013,171)	(48,097,432)	3,607,290
Salary and allowances	112,944,352	109,459,936	31,525,442	32,703,127
Rent, taxes, insurances, electricity, etc.	9,812,369	11,336,894	4,251,692	4,827,170
Legal expenses	5,318,538	4,585,712	1,938,798	1,708,868
Postage, stamp, telecommunication, etc.	3,139,803	3,035,860	1,027,336	831,223
Stationery, printing, advertisements, etc.	1,844,564	2,261,018	437,576	1,166,451
Managing Director's salary and benefits	6,016,500	6,643,500	2,005,500	2,214,500
Directors' fees and expenses	723,200	677,600	158,400	237,600
Auditors' fees	150,000	123,750	50,000	28,875
Depreciation and repair of company's assets	20,735,059	17,215,951	6,529,584	5,386,677
Other expenses	4,835,796	6,769,591	614,526	1,570,880
Total operating expenses	165,520,181	162,109,812	48,538,855	50,675,370
Profit before provision	(262,433,252)	(267,122,983)	(96,636,288)	(47,068,080)
General provisions	(8,366,707)	53,052,184	(152,031,311)	28,981,455
Specific provisions	120,102,776	187,513,328	86,907,911	28,699,021
Diminution in value of investments	40,004,257	22,500,000	25,004,257	7,500,000
Other provisions	3,064,000	12,465,000	(2,234,000)	4,465,000
Provision for off balance sheet exposures	-	-	-	-
Total provision	154,804,325	275,530,512	(42,353,143)	69,645,476
Profit before tax	(417,237,578)	(542,653,495)	(54,283,145)	(116,713,556)
Current tax	5,000,000	12,839,182	-	5,000,000
Deferred tax	(2,768,098)	(544)	(2,768,098)	(544)
	2,231,902	12,838,638	(2,768,098)	4,999,456
Net profit after taxation	(419,469,480)	(555,492,133)	(51,515,047)	(121,713,012)
Appropriations to				
General reserve	-	-	-	-
Statutory reserve	-	-	-	-
	-	-	-	-
Retained surplus	(419,469,480)	(555,492,133)	(51,515,047)	(121,713,012)
Earnings per Share (EPS) (Restated)	(2.92)	(3.86)	(0.36)	(0.85)


Chairman

Director


Managing Director



Chief Financial Officer


Company Secretary

MIDAS Financing PLC
Condensed Statement of Cash Flows (Un-audited)
For the period ended 30 September 2024



Particulars	Notes	Jan-sept-24	Jan-sept-23
		Taka	Taka
A) Cash flow from operating activities			
Interest received		438,316,053	471,447,201
Interest paid		(591,341,286)	(596,207,337)
Dividend received		4,700,303	1,930,975
Fees & commission received		-	-
Recoveries of loans previously written off		(9,444,397)	(5,078,128)
Cash payments to employees		(118,960,852)	(116,103,436)
Cash payments to suppliers		(1,844,564)	(2,261,018)
Income tax paid		(8,731,466)	(9,869,697)
Received from other operating activities		18,780,036	31,923,765
Payments for other operating activities		(27,061,385)	(29,054,736)
Operating profit before changes in operating assets & liabilities		(295,587,559)	(253,272,409)
Changes in operating assets and liabilities			
Purchases/sale of trading securities		26,157,731	(4,498,092)
Loans and lease finance to customers		79,703,861	733,551,806
Other assets		(2,242,335)	7,387,835
Deposits from banks & individuals		(279,535,073)	(491,962,951)
Other liabilities		551,521,209	258,219,485
Sub total		375,605,393	502,698,083
Net cash from operating activities		80,017,834	249,425,675
B) Cash flow from investing activities			
Sales proceeds of fixed assets		-	-
Purchases of fixed assets		(2,516,856)	(2,444,259)
Net cash from investing activities		(2,516,856)	(2,444,259)
C) Cash flow from financing activities			
Increase/(decrease) of borrowings		163,994,987	(318,081,709)
Dividend paid		-	-
Net cash from financing activities		163,994,987	(318,081,709)
D) Net increase/(decrease) in cash & cash equivalents (A+B+C)		241,495,966	(71,100,292)
E) Effects of exchange rate changes on cash & cash equivalents		-	-
F) Cash and cash equivalents at the beginning of the year		524,488,958	595,589,250
G) Cash and cash equivalents at the end of the period (D+E+F)*		765,984,924	524,488,958
* Cash and cash equivalents at the end of the period			
Cash in hand (including foreign currency)	3.1	372,829	140,805
Balance with Bangladesh Bank and its agent bank (s) (including foreign currency)	3.2	79,056,623	81,538,260
Balance with other banks and financial institutions	4	686,555,472	442,809,893
Total		765,984,924	524,488,958
Net operating cash flow per share (NOCFPS) (Restated)	36	0.56	1.73


Chairman


Director


Managing Director


Chief Financial Officer


Company Secretary

MIDAS Financing PLC
Condensed Statement of Changes in Equity (Un-audited)
For the period ended 30 September 2024



Particulars	Paid-up Capital	Statutory Reserve	Retained Earnings	Total
	Taka	Taka	Taka	Taka
Balance as at January 1, 2024	1,438,925,070	143,091,535	(615,821,137)	966,195,468
Stock dividend for 2023	-	-	-	-
Cash dividend for 2023	-	-	-	-
Restated balance	1,438,925,070	143,091,535	(615,821,138)	966,195,468
Items involves in changes in equity				
Profit/(loss) for the period	-	-	(419,469,480)	(419,469,480)
Transfer to statutory reserve	-	-	-	-
Balance as at September 30, 2024	1,438,925,070	143,091,535	(1,035,290,619)	546,725,989

MIDAS Financing PLC
Statement of Changes in Equity
For the year ended 31 December 2023

Particulars	Paid-up Capital	Statutory Reserve	Retained Earnings	Total
	Taka	Taka	Taka	Taka
Balance as at January 1, 2023	1,438,925,070	143,091,535	81,591,098	1,663,607,702
Stock dividend for 2022	-	-	-	-
Cash dividend for 2022	-	-	(21,583,876)	(21,583,876)
Restated balance	1,438,925,070	143,091,535	60,007,221	1,642,023,826
Items involves in changes in equity				
Profit/(loss) for the period	-	-	(675,828,358)	(675,828,358)
Transfer to statutory reserve	-	-	-	-
Balance as at December 31, 2023	1,438,925,070	143,091,535	(615,821,137)	966,195,469

Chairman

Director

Managing Director

Chief Financial Officer

Company Secretary



Note	Particulars	Ref. Note	30 Sept. 2024	31 Dec. 2023
			Taka	Taka
3	Cash			
	Cash in hand (including foreign currency)	3.1	372,829	147,637
	Balance with Bangladesh Bank and its agent bank(s) (including foreign currency)	3.2	79,056,623	81,558,341
			<u>79,429,452</u>	<u>81,705,978</u>
3.1	Cash in hand (including foreign currency)			
	In local currency		372,829	147,637
	In foreign currency		-	-
			<u>372,829</u>	<u>147,637</u>
3.2	Balance with Bangladesh Bank and its agent bank(s) (including foreign currency)			
	In local currency		79,056,623	81,558,341
	In foreign currency		-	-
			<u>79,056,623</u>	<u>81,558,341</u>
3(a)	Consolidated cash			
	Consolidated cash in hand (including foreign currency)			
	MIDAS Financing Ltd.	3.1	372,829	147,637
	MIDAS Investment Ltd.		737	1,602
			<u>373,566</u>	<u>149,239</u>
3(b)	Consolidated Balance with Bangladesh Bank and its agent bank(s) (including foreign currency)			
	MIDAS Financing Ltd.	3.2	79,056,623	81,558,341
	MIDAS Investment Ltd.		-	-
			<u>79,056,623</u>	<u>81,558,341</u>
4	Balance with other banks and financial institutions			
	Inside Bangladesh	4.1	686,555,472	775,325,674
	Outside Bangladesh		-	-
			<u>686,555,472</u>	<u>775,325,674</u>
4.1	Inside Bangladesh			
	STD accounts			
	Standard Bank Ltd.		313,354,256	345,661,011
	United Commercial Bank Ltd.		5,022,564	5,360,580
	IFIC Bank Ltd.		27,663	142,203
	Janata Bank Ltd.		-	-
	Mercantile Bank Ltd.		8,151,964	8,367,326
	Uttara Bank Ltd.		182	182
	Agrani Bank Ltd.		79,622	99,216
	AB Bank Ltd.		41,421	189,894
	Dutch Bangla Bank Ltd.		895,612	395,703
	One Bank Ltd.		179,105	373,045
	The Premier Bank Ltd.		520,333	1,299,854
	Pubali Bank Ltd.		793,517	1,917,647
	Bangladesh Development Bank Ltd.		5,192	5,192
	The City Bank		19,436	-
	Jamuna Bank Ltd		5,568,662	13,362,445
	Mutual Trust Bank Ltd.		383,748	2,003,748
	Modhumoti Bank Ltd.		(1,221)	(1,221)
	Bangladesh Krishi Bank		5,914	5,914
	Total A		<u>335,047,970</u>	<u>379,192,174</u>
	Current accounts			
	United Commercial Bank Ltd.		7,016	703,015
	Agrani Bank Ltd.		81,776	81,776
	Total B		<u>88,792</u>	<u>784,791</u>
	Term deposits			
	United Commercial Bank Ltd.		55,000,000	55,000,000
	Jamuna Bank Ltd.		50,000,000	50,000,000
	The City Bank Ltd		50,000,000	-
	Bangladesh Industrial Finance and Investment Company Ltd.		22,348,709	22,348,709
	Uttara Bank Ltd.		51,070,000	50,000,000
	Total C		<u>351,418,709</u>	<u>395,348,709</u>
	Total (A+B+C)		<u>686,555,472</u>	<u>775,325,674</u>
4(a)	Consolidated balance with other banks and financial institutions			
	Inside Bangladesh			
	MIDAS Financing Ltd.	4.1	686,555,472	775,325,674
	MIDAS Investment Ltd.		8,441,606	11,376,685
	Adjustment for consolidation		-	-
			<u>694,997,078</u>	<u>786,702,359</u>



Note	Particulars	Ref. Note	30 Sept. 2024	31 Dec. 2023
			Taka	Taka
	Outside Bangladesh			
	MIDAS Financing Ltd.		-	-
	MIDAS Investment Ltd.		-	-
	Total		694,997,078	786,702,359
5	Money at call and short notice		-	-
6	Investment			
	a) Government securities			
	b) Other investments			
	Investment in listed securities	6.1	197,649,317	223,807,049
	Investment in unlisted securities	6.2	17,569,450	17,569,450
	Total		215,218,767	241,376,499
6.1	Investment in listed securities			
	Details of listed securities (sector wise) are given below	No. of Share	Market Price	Cost Price
	Bank/FI	300000	4,260,000	9,498,082
	Mutual Fund	-	-	3,062,640
	Textile	226387	4,482,463	14,423,423
	Pharmaceutical and Chemicals	923976	66,720,248	173,727,813
	Total		75,462,711	197,649,317
6.2	Investment in unlisted securities	No. of Share		
	Central Depository Bangladesh Ltd.	571,181	4,569,450	4,569,450
	Financial Excellence Ltd.	300,000	3,000,000	3,000,000
	Bangladesh Ventures Ltd.	1,100,000	10,000,000	10,000,000
	Total		17,569,450	17,569,450
6(a)	Consolidated investment			
	a) Government securities			
	MIDAS Financing Ltd.		-	-
	MIDAS Investment Ltd.		-	-
	b) Other investment			
	MIDAS Financing Ltd.			
	Investment in listed securities	6.1	197,649,317	223,807,049
	Investment in unlisted securities	6.2	17,569,450	17,569,450
	Total		215,218,767	241,376,499
	MIDAS Investment Ltd.			
	Investment in listed securities		103,022,822	82,478,300
	Investment in unlisted securities		10,000,000	10,000,000
	Total		328,241,589	333,854,799
7	Lease, loans and advances			
	a) Inside Bangladesh			
	Lease receivable	7.a.i	849,726,526	879,874,018
	Term finance	7.a.ii	7,675,860,840	7,649,934,267
	Housing finance	7.a.iii	870,154,958	949,551,077
	Staff loan	7.a.iv	38,156,760	39,591,065
	Consumer credit	7.a.v	18,059	22,327
	Interest receivable	7.a.vi	55,767,134	50,415,383
	Total		9,489,684,277	9,569,388,138
	b) Outside Bangladesh		-	-
	Total (a+b)		9,489,684,277	9,569,388,138
7.a.i	Lease receivable			
	Opening balance		879,874,018	931,417,198
	Add: Addition during the year		-	-
	Total		879,874,018	931,417,198
	Less: Realization during the year		30,147,492	51,543,179
	Less: Write off		-	-
	Closing balance		849,726,526	879,874,018



Note	Particulars	Ref. Note	30 Sept. 2024	31 Dec. 2023
			Taka	Taka
7.a.ii	Term finance			
	Opening balance		7,649,934,268	8,052,721,451
	Add: Addition during the year		297,963,652	214,217,036
			7,947,897,920	8,266,938,487
	Less: Realization during the year		272,401,155	617,004,220
	Less: Write off		-	-
	Closing balance		7,675,496,764	7,649,934,267
7.a.iii	Housing finance			
	Opening balance		949,551,077	1,062,014,550
	Add: Addition during the year		-	6,192,310
			949,551,077	1,068,206,860
	Less: Realization during the year		79,396,119	118,655,783
	Closing balance		870,154,958	949,551,077
7.a.iv	Staff loan			
	Opening balance		39,591,065	44,651,522
	Add: Addition during the year		4,750,000	4,620,000
			44,341,065	49,271,522
	Less: Realization during the year		6,184,305	9,680,457
	Closing balance		38,156,760	39,591,065
7.a.v	Consumer credit			
	Opening balance		22,327	110,770
	Add: Addition during the year		-	-
			22,327	110,770
	Less: Realization during the year		4,268	88,443
	Closing balance		18,059	22,327
7.a.vi	Interest receivable			
	Lease finance		1,847,248	2,125,859
	Term finance		51,676,037	45,721,288
	Housing finance		2,213,652	2,531,531
	Consumer credit		-	-
	Staff loan		30,196	36,705
			55,767,134	50,415,383
7(a)	Consolidated lease, loans and advances			
	Inside Bangladesh			
	MIDAS Financing Ltd.		9,489,684,277	9,569,388,138
	MIDAS Investment Ltd.		27,769,373	29,061,230
	Adjustment for consolidation		(23,841,073)	(29,844,871)
			9,493,612,577	9,568,604,497
	Outside Bangladesh			
	MIDAS Financing Ltd.		-	-
	MIDAS Investment Ltd.		-	-
			-	-
	Total		9,493,612,577	9,568,604,497
8	Fixed assets including land, building, furniture and fixtures			
	Free hold assets		104,678,140	110,982,187
	Intangible assets		6,185,253	11,085,114
	Total		110,863,393	122,067,301
	A schedule of fixed assets including land, building, furniture and fixtures is given in Annexure-A			
8(a)	Consolidated fixed assets including land, building, furniture and fixtures			
	MIDAS Financing Ltd.		110,863,393	122,067,301
	MIDAS Investment Ltd.	8	35,257,574	35,594,195
	Total		146,120,968	157,661,496
	A schedule of consolidated fixed assets including land, building, furniture and fixtures is given in Annexure-B			
8.1	Investment property-Building Annexure-C		124,136,568	127,919,185
8.1.(a)	Consolidated Investment Property - Building Annexure-D		254,525,366	260,799,489



Note	Particulars	Ref. Note	30 Sept. 2024	31 Dec. 2023
			Taka	Taka
9	Others assets			
	Interest receivable on FDR		14,350,961	9,602,839
	Investment in MIDAS Investment Ltd.		249,998,000	249,998,000
	Advance against purchase of shares		1,286,992	13,834
	Advance income tax	9.1	184,963,423	176,231,957
	Advance against expenditure		3,396,178	4,460,855
	Advance office rent		1,757,140	1,450,900
	Security deposit	9.2	637,500	637,500
	Stamp, stationery etc, in hand		936,673	931,578
	Asset held for sale		8,522,976	8,522,976
	Receivable from rental income & others		85,986,575	84,264,055
	Dividend receivable		-	-
	Advance Against Purchase of Software		1,200,000	1,200,000
	Over due interest receivable		62,197,317	62,197,317
	Receivable Against BB Refinance		618,416	618,416
	Total		615,852,151	600,130,228
9.1	Advance income tax			
	Opening balance		176,231,957	157,111,943
	Add: Addition during the year		7,418,543	19,120,014
			183,650,500	176,231,957
	Less: Adjustment during the year		-	-
			183,650,500	176,231,957
9.2	Security deposit			
	Deposits with BTCL		9,000	9,000
	Deposits with Grameen Phone		11,000	11,000
	PUNARBHABA Security Service		45,000	45,000
	DPDC-Security Deposit-MIDAS Centre		558,000	558,000
	Solar Panel-Hathajari		5,000	5,000
	Electricity Meter-Feni		5,500	5,500
	Total		637,500	637,500
9(a)	Consolidated others assets			
	MIDAS Financing Ltd.	9	615,852,151	600,130,228
	MIDAS Investment Ltd.		136,716,251	126,852,678
	Adjustment for consolidation		(249,998,000)	(249,998,000)
	Total		502,570,402	476,984,906
10	Non-banking assets			
	Habib Vegetable Product Ltd.		67,085,523	67,085,523
	Biswas Febrics Ltd.		28,065,467	28,065,467
	Total		95,150,990	95,150,990
	MIDAS Financing limited was awarded absolute ownership of the mortgaged properties of the above mentioned clients, by the competent court against default loans.			
11	Borrowings from other banks, financial institutions and agents			
	Secured		1,911,985,397	1,895,303,351
	Unsecured		634,225,058	486,912,118
			2,546,210,456	2,382,215,469
	Inside Bangladesh		2,546,210,456	2,382,215,469
	Outside Bangladesh		-	-
	Total		2,546,210,456	2,382,215,469
11.1	Inside Bangladesh			
	Term loan from other Banks & FIs	11.2	1,758,416,476	1,710,212,251
	Refinance against SME loan from Bangladesh Bank		6,458,331	12,625,001
	Refinance against Housing loan from Bangladesh Bank		3,086,973	3,789,557
	Refinance against SMEPD loan from Bangladesh Bank		-	-
	Loan from SME foundation		400,000	1,430,000
	Short term loan from Banks & FIs	11.3	777,848,676	654,158,659
	Call loan	11.4	-	-
	Total		2,546,210,456	2,382,215,469
11.2	Term loan from other Banks & FIs			
	Agrani Bank Ltd.		1,241,416,262	1,106,399,917
	One Bank Ltd.		-	-
	Midland Bank Ltd.		-	-
	Jamuna Bank Ltd.		35,532,636	41,279,979
	Modhumoti Bank Ltd.		-	-
	National Housing Finance & Investment Ltd.		-	-
	Shahjalal Islami Bank Ltd.		-	-
	Bangladesh Krishi Bank		481,467,579	562,532,356
	Total		1,758,416,476	1,710,212,251



Note	Particulars	Ref. Note	30 Sept. 2024	31 Dec. 2023
			Taka	Taka
11.3	Short term loan from Banks & FIs			
	Standard Bank Ltd.		47,000,000	-
	Pubali Bank Ltd.		61,614,360	58,745,525
	United Commercial Bank Ltd.		50,692,911	45,119,595
	Jamuna Bank Ltd.		8,660,969	49,893,737
	The City Bank Ltd.		45,996,762	43,616,046
	Agrani Bank Ltd		515,665,395	410,322,035
	Uttara Bank Ltd.		48,218,279	46,461,721
	Total		777,848,676	654,158,659
11.4	Call loan			
	Sonali Bank Ltd.		-	-
	National Credit & Commerce Bank Ltd.		-	-
	Total		-	-
11(a)	Consolidated borrowings from other banks, financial institutions and agents			
	Inside Bangladesh			
	MIDAS Financing Ltd.	11	2,546,210,456	2,382,215,469
	MIDAS Investment Ltd.		23,841,073	29,844,871
	Adjustment for consolidation		(23,841,073)	(29,844,871)
			2,546,210,456	2,382,215,469
	Outside Bangladesh			
	MIDAS Financing Ltd.		-	-
	MIDAS Investment Ltd.		-	-
	Total		2,546,210,456	2,382,215,469
12	Deposits and other accounts			
	Term deposits	12.1	5,043,171,320	5,322,727,446
	Other Deposits			
	Security deposits		4,441,998	3,391,998
	Advance lease rental		13,704,398	14,733,345
			18,146,396	18,125,343
	Total		5,061,317,716	5,340,852,788
12.1	Term deposits			
	General deposits		4,943,171,320	5,222,727,446
	Deposit from other Banks and Financial institutions	12.2	100,000,000	100,000,000
			5,043,171,320	5,322,727,446
12.2	Deposits from other banks and financial institutions			
	Agrani Bank Ltd.		100,000,000	100,000,000
	Total		100,000,000	100,000,000
12(a)	Consolidated deposits and other accounts			
	Term deposits			
	MIDAS Financing Ltd.	12.1	5,043,171,320	5,322,727,446
	MIDAS Investment Ltd.		-	-
	Adjustment for consolidation		-	-
			5,043,171,320	5,322,727,446
12(b)	Other deposits			
	MIDAS Financing Ltd.		18,146,396	18,125,343
	MIDAS Investment Ltd.		-	-
			18,146,396	18,125,343
	Total		5,061,317,716	5,340,852,788
13	Other liabilities			
	Provision for lease, loans & advances		1,457,831,064	1,346,094,997
	Provision for investment in securities		103,886,614	63,882,357
	Provision for tax		318,840,453	313,840,453
	Deferred tax liability		-	2,768,098
	Interest payable on borrowings		13,628,651	6,813,638
	Interest payable on deposits		200,974,638	226,228,957
	Advance against installment		271,361,001	206,322,548
	Advance rent from MIDAS Centre & NGS		1,821,570	2,203,020
	Payable & provision against expenditure		29,506,141	62,554,843
	Interest suspense		592,305,987	416,920,190
	Provision for rental income & others		265,990,595	262,926,595
	Lease liabilities		4,735,323	7,809,192
	Unclaimed Dividend		1,754,870	5,435,380
	Total		3,262,636,908	2,923,800,268



Note	Particulars	Ref. Note	30 Sept. 2024	31 Dec. 2023
			Taka	Taka
13(a) Consolidated other liabilities				
	MIDAS Financing Ltd.	13	3,262,636,908	2,923,800,268
	MIDAS Investment Ltd.		185,967,045	138,284,730
	Adjustment for consolidation		-	-
	Total		3,448,603,953	3,062,084,998
14 Share Capital				
14.1 Authorized Capital	200,000,000 ordinary shares of Tk. 10 each		2,000,000,000	2,000,000,000
14.2 Issued, Subscribed and Paid up Capital				
	At the beginning of the year		1,438,925,070	1,438,925,070
	Add: Bonus share issued		-	-
			1,438,925,070	1,438,925,070
14.3 Shareholding position				
	Sponsor shareholders group		58,529,759	58,529,759
	General shareholders group		85,362,748	85,362,748
			143,892,507	143,892,507
14.3.1 General shareholders group				
	Non resident		629,394	676,509
	Companies & institutions		37,793,419	37,988,914
	General public		46,939,935	46,697,325
			85,362,748	85,362,748

14.4 Classification of shareholders by holding	No. of Shareholders	Percentage of holding shares	30 Sept. 2024	31 Dec. 2023
			No. of shares	No. of shares
Less than 500 shares	1568	0.15%	215,158	259,365
501 to 5,000 shares	2154	2.93%	4,219,214	4,667,222
5,001 to 10,000 shares	527	2.55%	3,662,274	3,883,586
10,001 to 20,000 shares	359	3.46%	4,973,436	5,511,252
20,001 to 30,000 shares	130	2.20%	3,160,299	3,449,747
30,001 to 40,000 shares	74	1.77%	2,541,926	2,781,255
40,001 to 50,000 shares	31	0.97%	1,395,384	1,862,672
50,001 to 1,00,000 shares	97	4.73%	6,812,335	6,438,156
1,00,001 & above shares	98	81.25%	116,912,481	115,039,252
Total	5,038	100.00%	143,892,507	143,892,507

14.5 Year wise details break up of raising paid up capital

Year	Declaration	No of shares	Value of shares	Paid up capital (Cumulative)
16-May-95	1st Allotment share	10,000	100,000	100,000
1996-1997	Allotment share	5,021,000	50,210,000	50,310,000
1999-2000	Allotment share	509,000	5,090,000	55,400,000
2002-2003	IPO	4,460,000	44,600,000	100,000,000
2003-2004	Bonus share	689,200	6,892,000	106,892,000
2004-2005	Bonus share	1,068,920	10,689,200	117,581,200
2004-2005	Right share	11,758,120	117,581,200	235,162,400
2005-2006	Bonus share	2,351,620	23,516,200	258,678,600
2006-2007	Bonus share	2,586,790	25,867,900	284,546,500
2007-2008	Bonus share	2,845,460	28,454,600	313,001,100
2008-2009	Bonus share	3,912,510	39,125,100	352,126,200
2009-2010	Bonus share	5,281,890	52,818,900	404,945,100
2010-2011	Bonus share	14,173,070	141,730,700	546,675,800
2011-2012	Bonus share	5,466,758	54,667,580	601,343,380
2014-2015	Right share	60,134,338	601,343,380	1,202,686,760
2018	Bonus share 2017	12,026,867	120,268,670	1,322,955,430
2019	Bonus share 2018	3,307,388	33,073,880	1,356,029,310
2020	Bonus share 2019	3,390,073	33,900,730	1,389,930,040
2021	Bonus share 2020	3,474,825	34,748,250	1,424,678,290
2022	Bonus share 2021	1,424,678	14,246,780	1,438,925,070
2023	Bonus share 2022	-	-	1,438,925,070
2024	Bonus share 2023	-	-	1,438,925,070



Note	Particulars	Ref. Note	30 Sept. 2024	31 Dec. 2023
			Taka	Taka
15	General reserve			
	Opening balance		-	-
	Add: Addition during the year		-	-
			-	-
16	Statutory reserve			
	Opening balance		143,091,535	143,091,535
	Add: Addition during the year		-	-
	Closing balance		143,091,535	143,091,535
	NBFI's are required to transfer 20% of the profit to statutory reserve before declaration of dividend as per Financial Institutions Regulations, 1994. MIDAS Financing Limited (MFL) transfer 20% on post tax profit in compliance with the regulation.			
17	Retained earnings			
	Opening balance		(615,821,136)	81,591,098
	Add: Profit after tax		(419,469,480)	(675,828,358)
	Less: Transfer to statutory reserve		-	-
	Less: Issuance of stock dividend		-	-
	Less: Issuance of cash dividend		-	(21,583,876)
	Closing balance		(1,035,290,615)	(615,821,136)
17(a)	Consolidated retained earnings			
	Opening balance		(605,704,855)	87,114,824
	Add: Profit after tax		(437,794,944)	(671,235,802)
	Less: Transfer to statutory reserve		-	-
	Less: Issuance of stock dividend		-	-
	Less: Issuance of cash dividend		-	(21,583,876)
	Closing balance		(1,043,499,798)	(605,704,855)
18	Business commitments and contingencies			
18.1	Contingent liabilities			
	Acceptances and endorsements		-	-
	Letters of guarantee		-	-
	Irrevocable letters of credit		-	-
	Bills for collection		-	-
	Total		-	-
18.2	Other commitments			
	Documentary credits and short term trade related transactions		-	-
	Forward assets purchased and forward deposits placed		-	-
	Undrawn note issuance and revolving underwriting facilities		-	-
	Undrawn formal standby facilities, credit lines and other commitments		-	-
	Claims against the bank not acknowledged as debts		-	-
	Total		-	-



Note	Particulars	Ref. Note	30 Sept. 2024	Jan-sept.-23
			Taka	Taka
19	Profit and loss account			
	Income			
	Interest income	20	452,508,571	477,878,048
	Dividend income	22	4,700,303	5,930,815
	Commission, exchange and brokerage		-	-
	Gains less losses arising from investment securities	22	(9,554,574)	-
	Other operating income	23	28,334,610	31,923,765
			475,988,909	515,732,629
	Expenses			
	Interest on deposits & borrowings, etc.	21	572,901,980	620,745,800
	Administrative expenses		143,181,005	140,773,348
	Other operating expenses	32	4,835,796	6,769,591
	Depreciation on fixed assets	31(a)	17,503,380	14,566,873
			738,422,161	782,855,612
			(262,433,252)	(267,122,983)
	Profit before provision			
20	Interest income			
	Interest on lease, loans & advances	20.1	434,024,601	464,239,204
	Interest on placement with other Banks & FIs	20.2	18,483,970	13,638,846
	Total		452,508,571	477,878,048
20.1	Interest on lease, loans & advances			
	Interest income on lease finance		58,038,650	62,447,646
	Interest income on term finance		297,931,389	330,565,387
	Interest on housing finance		66,844,043	63,863,188
	Interest on consumer credit		2,782	21,943
	Interest on staff loan		1,763,339	2,262,911
	Revenue from writeoff collection		9,444,397	5,078,128
	Total		434,024,601	464,239,204
20.2	Interest on placement with other Banks & FIs			
	Interest on FDR		19,746,206	13,353,150
	Interest on STD accounts		(1,262,236)	285,696
	Total		18,483,970	13,638,846
20(a)	Consolidated interest income			
	Interest on lease, loans & advances			
	MIDAS Financing Ltd.	20.1	434,024,601	464,239,204
	MIDAS Investment Ltd.		2,115,372	4,116,490
	Adjustment for consolidation		(3,000,970)	(2,956,131)
			433,139,003	465,399,562
	Interest on placement with other Banks & FIs			
	MIDAS Financing Ltd.	20.2	18,483,970	13,638,846
	MIDAS Investment Ltd.		-	956,667
	Adjustment for consolidation		-	(956,667)
			18,483,970	13,638,846
	Total		451,622,973	479,038,408
21	Interest on deposits & borrowings, etc.			
	Interest paid on deposits		396,146,068	417,535,887
	Interest paid on borrowings	21.1	176,755,911	203,209,912
	Total		572,901,980	620,745,800
21.1	Interest paid on borrowings			
	Interest expenses on bank loan		148,657,017	157,449,120
	Interest expenses on call loan		-	-
	Interest expenses on re-financing loan		485,500	517,913
	Interest expenses- BD Bank SMEDP		-	60,764
	Interest expenses on lease liabilities		642,602	709,854
	Other financing cost		26,970,792	44,472,261
	Total		176,755,911	203,209,912
21(a)	Consolidated interest on deposits and borrowings, etc.			
	Interest paid on deposits			
	MIDAS Financing Ltd.		396,146,068	417,535,887
	MIDAS Investment Ltd.		87,148	126,948
	Adjustment for consolidation		-	(956,667)
			396,233,216	416,706,168
	Interest paid on borrowings			
	MIDAS Financing Ltd.		176,755,911	203,209,912
	MIDAS Investment Ltd.		3,000,970	2,956,131
	Adjustment for consolidation		(3,000,970)	(2,956,131)
			176,755,911	203,209,912
	Total		572,989,127	619,916,080



Note	Particulars	Ref. Note	30 Sept. 2024	Jan-sept.-23
			Taka	Taka
22	Income from investment			
	Income from investment in shares		(9,554,574)	-
	Dividend income		4,700,303	5,930,815
	Total		(4,854,271)	5,930,815
22(a)	Consolidated income from investment			
	Income from investment in shares			
	MIDAS Financing Ltd.	22	(9,554,574)	-
	MIDAS Investment Ltd.		329,197	1,410,505
	Total		(9,225,377)	1,410,505
	Dividend income			
	MIDAS Financing Ltd.	22	4,700,303	5,930,815
	MIDAS Investment Ltd.		917,710	1,413,719
	Total		5,618,013	7,344,534
	Less: Dividend from subsidiary		-	-
	Total		(3,607,365)	8,755,039
23	Other operating income			
	Transfer price for leased asset		-	-
	Processing and other fees		421,732	1,601,197
	Sale of application form		400	11,800
	Rental income-MIDAS Centre & Nahar green		27,292,743	29,473,397
	Other income		619,735	828,596
	Gain on sale of fixed assets		-	8,776
	Total		28,334,610	31,923,765
23(a)	Consolidated other operating income			
	MIDAS Financing Ltd.	23	28,334,610	31,923,765
	MIDAS Investment Ltd.		23,277,876	21,368,350
	Total		51,612,486	53,292,116
24	Salary and allowances		112,944,352	109,459,936
24(a)	Consolidated salary & allowances			
	MIDAS Financing Ltd.	24	112,944,352	109,459,936
	MIDAS Investment Ltd.		6,389,181	5,973,998
	Total		119,333,533	115,433,934
25	Rent, taxes, insurances, electricity, etc.			
	Rates & taxes		1,719,118	1,802,614
	Office rent		12,018	108,162
	Insurance		116,250	116,429
	Utilities		7,964,983	9,309,689
	Total		9,812,369	11,336,894
25(a)	Consolidated rent, taxes, insurance, electricity, etc.			
	MIDAS Financing Ltd.	25	9,812,369	11,336,894
	MIDAS Investment Ltd.		1,837,270	1,726,025
	Total		11,649,639	13,062,919
26	Legal expenses			
	Legal/professional fees		2,196,437	1,135,207
	Other legal expenses/Non judicial stamp		3,122,101	3,450,503
	Total		5,318,538	4,585,712
26(a)	Consolidated legal expenses			
	MIDAS Financing Ltd.	26	5,318,538	4,585,712
	MIDAS Investment Ltd.		66,600	109,750
	Total		5,385,138	4,695,462
27	Postage, stamp, telecommunication, etc.			
	Postage & courier expenses		110,242	124,690
	Telephone, mobile, fax and internet		3,029,561	2,911,170
	Total		3,139,803	3,035,860
27(a)	Consolidated postage, stamps, telecommunication, etc.			
	MIDAS Financing Ltd.	27	3,139,803	3,035,860
	MIDAS Investment Ltd.		155,277	148,957
	Total		3,295,080	3,184,817



Note	Particulars	Ref. Note	30 Sept. 2024	Jan-sept.-23
			Taka	Taka
28	Stationery, printing, advertisements, etc.			
	Stationery		669,654	517,120
	Printing		164,021	983,612
	Advertisement and publicity		1,006,039	724,567
	Signboard and banner		4,850	35,719
	Total		1,844,564	2,261,018
28(a)	Consolidated stationery, printing, advertisements, etc.			
	MIDAS Financing Ltd.	28	1,844,564	2,261,018
	MIDAS Investment Ltd.		43,243	56,352
	Total		1,887,807	2,317,370
29	Managing Director's salary and benefits		6,016,500	6,643,500
30	Directors' fees and expenses			
	Honorarium for attending meeting (including VAT)		723,200	677,600
	Incidental expenses for meeting		-	-
	Total		723,200	677,600
30(a)	Consolidated directors' fees and expenses			
	MIDAS Financing Ltd.		723,200	677,600
	MIDAS Investment Ltd.		70,100	30,473
	Total		793,300	708,073
31	Depreciation and repair of company's assets			
	i) Depreciation of company's assets (Annexure A)			
	Building		2,010,179	4,531,923
	Right of use of assets		3,333,105	3,237,726
	Office equipment		428,966	410,747
	Office furniture		904,856	853,189
	Motor vehicle		120,087	150,111
	Intangible asset		6,157,061	3,614,617
	Computer equipment		766,508	507,686
			13,720,763	13,306,000
	ii) Building (Investment property)		3,782,617	1,260,873
	iii) Repair of company's assets			
	Office repair and maintenance		2,643,523	2,179,801
	Car maintenance		588,156	469,277
			3,231,679	2,649,078
	Total (i+ii+iii)		20,735,059	17,215,951
31(a)	Consolidated depreciation and repair of company's assets			
	a) Depreciation of company's assets (Annexure B)			
	MIDAS Financing Ltd.	31(i)	13,720,763	13,306,000
	MIDAS Investment Ltd.		478,884	2,155,749
			14,199,648	15,461,749
	b) Building (Investment property)		6,274,123	2,112,670
	c) Repair of company's assets:			
	MIDAS Financing Ltd.	31(ii)	3,231,679	2,649,078
	MIDAS Investment Ltd.		43,770	220,522
			3,275,449	2,869,600
			23,749,220	20,444,018
32	Other expenses			
	Fuel		178,495	145,903
	Traveling and conveyance		1,627,028	1,126,159
	Public relation and AGM expenses		-	-
	News paper & periodicals		16,339	17,096
	Business promotion & development		-	395,715
	Entertainment		769,129	2,725,057
	Training, seminar & workshop		15,000	12,138
	Membership fees & subscription		1,630,570	1,475,570
	Bank charge		485,086	504,467
	Share management expenses		114,149	118,737
	Miscellaneous expenses		-	-
	Loss on sale of fixed assets		-	-
	Event management		-	248,749
			4,835,796	6,769,591



Note	Particulars	Ref. Note	30 Sept. 2024	Jan-sept.-23
			Taka	Taka
32(a)	Consolidated other expenses			
	MIDAS Financing Ltd.	32	4,835,796	6,769,591
	MIDAS Investment Ltd.		184,084	520,226
			<u>5,019,880</u>	<u>7,289,817</u>
33	Provision against loans, lease finance & others			
	General provisions	13.1 (a)	(8,366,707)	53,052,184
	Specific provisions	13.1 (b)	120,102,776	187,513,328
	Provisions for diminution in value of investments	13.2	40,004,257	22,500,000
	Other provisions		3,064,000	12,465,000
			<u>154,804,324</u>	<u>275,530,512</u>
33(a)	Consolidated provision against loans, lease finance & others			
	General provisions			
	MIDAS Financing Ltd.		(8,366,707)	53,052,184
	MIDAS Investment Ltd.		-	-
			<u>(8,366,707)</u>	<u>53,052,184</u>
33(b)	Specific provisions			
	MIDAS Financing Ltd.		120,102,776	187,513,328
	MIDAS Investment Ltd.		-	-
			<u>120,102,776</u>	<u>187,513,328</u>
33(c)	Provisions for diminution in value of investments			
	MIDAS Financing Ltd.		40,004,257	22,500,000
	MIDAS Investment Ltd.		21,667,639	2,355,236
			<u>61,671,896</u>	<u>24,855,236</u>
33(d)	Current tax			
	MIDAS Financing Ltd.		5,000,000	12,839,182
	MIDAS Investment Ltd.		5,187,509	3,245,676
			<u>10,187,509</u>	<u>16,084,858</u>
33(e)	Deferred tax			
	MIDAS Financing Ltd.		(2,768,098)	(544)
	MIDAS Investment Ltd.		(659,324)	(815,875)
			<u>(3,427,422)</u>	<u>(816,419)</u>
33(f)	Other provisions			
	MIDAS Financing Ltd.		3,064,000	12,465,000
	MIDAS Investment Ltd.		3,922,650	3,922,650
			<u>6,986,650</u>	<u>16,387,650</u>
34	Earnings per share (EPS)			
	Net profit after tax (A)		(419,469,480)	(555,492,133)
	Number of ordinary shares outstanding (denominator) (B)		143,892,507	143,892,507
	Earnings per share (A/B) (Restated)		<u>(2.92)</u>	<u>(3.86)</u>
34(a)	Consolidated earnings per share (EPS)			
	Consolidated net profit after tax (A)		(437,795,830)	(549,811,014)
	Number of ordinary shares outstanding (denominator) (B)		143,892,507	143,892,507
	Earnings per share (A/B) (Restated)		<u>(3.04)</u>	<u>(3.82)</u>
35	Net assets value (NAV) per share			
	Net assets (A)		546,725,990	966,195,469
	Number of ordinary shares outstanding (denominator) (B)		143,892,507	143,892,507
	Net assets value (NAV) per share (A/B) (Restated)		<u>3.80</u>	<u>6.71</u>
35(a)	Consolidated net assets value (NAV) per share			
	Net assets (A)		538,516,807	976,311,750
	Number of ordinary shares outstanding (denominator) (B)		143,892,507	143,892,507
	Consolidated net assets value (NAV) per share (A/B) (Restated)		<u>3.74</u>	<u>6.79</u>
			<u>30 Sept. 2024</u>	<u>31 Dec. 2023</u>
			<u>Taka</u>	<u>Taka</u>
36	Net operating cash flow per share			
	Net operating cash flow (A)		80,017,834	249,425,675
	Number of ordinary shares outstanding (denominator) (B)		143,892,507	143,892,507
	Net operating cash flow per share (A/B) (Restated)		<u>0.56</u>	<u>1.73</u>
36(a)	Consolidated net operating cash flow per share			
	Net operating cash flow (A)		80,138,485	214,845,372
	Number of ordinary shares outstanding (denominator) (B)		143,892,507	143,892,507
	Consolidated net operating cash flow per share (A/B) (Restated)		<u>0.56</u>	<u>1.49</u>



Fixed assets including land, building, furniture and fixtures

For the period ended 30 September 2024

Asset category	COST				DEPRECIATION / AMORTIZATION				Written down value as on September 30, 2024
	Balance as on Jan 1, 2024	Addition/ transfer during the period	Disposal/ adjustment during the period	Balance as on September 30, 2024	Balance as on Jan 1, 2024	Charged for the period	Adjustment/ transfer during the period	Balance as on September 30, 2024	
	Taka	Taka	Taka	Taka	Taka	Taka	Taka	Taka	
I. Free holds assets									
Land	18,005,518	-	-	18,005,518	-	-	-	-	18,005,518
Building	107,209,530	-	-	107,209,530	38,657,069	2,010,179	-	40,667,248	66,542,281
Right of use of assets	28,758,746	-	-	28,758,746	21,783,387	3,333,105	-	25,116,492	3,642,254
Office equipment	10,928,318	90,890	-	11,019,208	8,362,575	428,966	-	8,791,541	2,227,667
Furniture & fixtures	31,584,515	733,990	-	32,318,505	20,945,172	904,856	-	21,850,028	10,468,477
Motor vehicle	8,119,543	-	-	8,119,543	7,368,998	120,087	-	7,489,085	630,458
Computer equipment	16,464,502	434,776	-	16,899,278	12,971,284	766,508	-	13,737,792	3,161,486
Sub total	221,070,672	1,259,656	-	222,330,328	110,088,484	7,563,702	-	117,652,186	104,678,141
II. Intangible assets									
System & software	17,420,984	1,257,200	-	18,678,184	6,335,870	6,157,061	-	12,492,931	6,185,253
Total as on Sept. 30, 2024	238,491,656	2,516,856	-	241,008,512	116,424,353	13,720,763	-	130,145,116	110,863,393
Total as on Dec 31, 2023	235,561,822	3,039,834	110,000	238,491,756	101,560,421	14,970,708	106,776	116,424,353	122,067,301

Consolidated Fixed assets including land, building, furniture and fixtures

For the period ended 30 September 2024

Asset category	COST				DEPRECIATION / AMORTIZATION				Written down value as on September 30, 2024
	Balance as on Jan 1, 2024	Addition/ transfer during the period	Disposal/ adjustment during the period	Balance as on September 30, 2024	Balance as on Jan 1, 2024	Charged for the period	Adjustment/ transfer during the period	Balance as on September 30, 2024	
	Taka	Taka	Taka	Taka	Taka	Taka	Taka	Taka	
I. Free holds assets									
Land	35,661,445	-	-	35,661,445	-	-	-	-	35,661,445
Building	129,370,868	-	-	129,370,868	43,615,782	2,332,728	-	45,948,510	83,422,358
Right of use of assets	28,758,746	-	-	28,758,746	21,783,387	3,333,105	-	25,116,492	3,642,254
Office equipment	11,145,195	101,640	98,482	11,148,353	8,730,764	436,972	98,482	9,069,254	2,079,099
Furniture & fixtures	33,063,321	787,030	220,547	33,629,804	21,727,635	981,023	220,547	22,488,112	11,141,692
Motor vehicle	8,119,543	-	-	8,119,543	7,368,999	120,087	-	7,489,087	630,456
Computer equipment	17,661,146	524,001	302,000	17,883,147	14,086,261	814,159	291,250	14,609,170	3,273,977
Sub total	263,780,264	1,412,671	621,029	264,571,906	117,312,830	8,018,075	610,279	124,720,626	139,851,283
II. Intangible assets									
System & software	18,575,984	1,257,200	-	19,833,184	7,381,925	6,181,574	-	13,563,499	6,269,686
Total as on Sept. 30, 2024	282,356,248	2,669,871	621,029	284,405,090	124,694,755	14,199,649	610,279	138,284,125	146,120,968
Total as on Dec 31, 2023	278,774,200	3,692,048	110,000	282,356,248	109,057,179	15,744,349	106,776	124,694,753	157,661,496



Asset category	COST			DEPRECIATION / AMORTIZATION				Written down value as on September 30, 2024	
	Balance as on Jan 1, 2024	Addition/ transfer during the period	Disposal/ adjustment during the period	Balance as on September 30, 2024	Balance as on Jan 1, 2024	Charged for the period	Adjustment/ transfer during the period		Balance as on September 30, 2024
	Taka	Taka	Taka	Taka	Taka	Taka	Taka		Taka
Nahar Green	63,390,907	-	-	63,390,907	23,196,001	1,188,580	-	24,384,581	39,006,326
MIDAS Centre	138,348,874	-	-	138,348,874	50,624,595	2,594,037	-	53,218,632	85,130,242
Total as on Sept. 30, 2024	201,739,781	-	-	201,739,781	73,820,596	3,782,617	-	77,603,213	124,136,568

MIDAS Financing PLC
Investment Property
For the period ended December 31, 2023

Asset category	COST			DEPRECIATION / AMORTIZATION				WDV as on December 31, 2023	
	Balance as on Jan 1, 2023	Addition/ transfer during the period	Disposal/ adjustment during the period	Balance as on Dec 31, 2023	Balance as on Jan 1, 2023	Charged for the period	Adjustment/ transfer during the period		Balance as on Dec 31, 2023
	Taka	Taka	Taka	Taka	Taka	Taka	Taka		Taka
Nahar Green	63,390,907	-	-	63,390,907	21,611,228	1,584,773	-	23,196,001	40,194,906
MIDAS Centre	138,348,874	-	-	138,348,874	47,165,873	3,458,722	-	50,624,595	87,724,279
Total as on Dec 31, 2023	201,739,781	-	-	201,739,781	68,777,101	5,043,495	-	73,820,596	127,919,185

MIDAS Financing PLC and its subsidiary
Investment Property
For the period ended 30 September 2024

ANNEXURE-D

Asset category	COST			DEPRECIATION / AMORTIZATION				Written down value as on September 30, 2024	
	Balance as on Jan 1, 2024	Addition/ transfer during the period	Disposal/ adjustment during the period	Balance as on September 30, 2024	Balance as on Jan 1, 2024	Charged for the period	Adjustment/ transfer during the period		Balance as on September 30, 2024
	Taka	Taka	Taka	Taka	Taka	Taka	Taka		Taka
MIDAS Financing PLC	201,739,781	-	-	201,739,781	73,820,596	3,782,617	-	77,603,213	124,136,568
MIDAS Investment Ltd.	176,450,707	-	-	176,450,707	43,570,403	2,491,506	-	46,061,909	130,388,798
Total as on Sept. 30, 2024	378,190,488	-	-	378,190,488	117,390,999	6,274,123	-	123,665,122	254,525,366

MIDAS Financing PLC and its subsidiary
Investment Property
For the period ended December 31, 2023

Asset category	COST			DEPRECIATION / AMORTIZATION				WDV as on December 31, 2023	
	Balance as on Jan 1, 2023	Addition/ transfer during the period	Disposal/ adjustment during the period	Balance as on Dec 31, 2023	Balance as on Jan 1, 2023	Charged for the period	Adjustment/ transfer during the period		Balance as on Dec 31, 2023
	Taka	Taka	Taka	Taka	Taka	Taka	Taka		Taka
MIDAS Financing PLC	201,739,781	-	-	201,739,781	68,777,101	5,043,495	-	73,820,596	127,919,185
MIDAS Investment Ltd.	176,450,707	-	-	176,450,707	40,163,216	3,407,187	-	43,570,403	132,880,304
Total as on Dec 31, 2023	378,190,488	-	-	378,190,488	108,940,317	8,450,682	-	117,390,999	260,799,489